




TECHNICAL INSTRUCTIONS


QUICK® MASTER FACE BOW ASSEMBLY




Remove the incisal guidance table from Quick®Master Articulator and replace it with the Quick®Master Facebow Adaptor D/H



Insert the bitefork assembly into the Quick®Master Facebow Assembly, using either the position "D" for Denar or "H" for Hanau, and proceed with mounting as usual.



Hanau



Denar

Sintec

800-233-2162

www.sintecinc.com
sintec@worldpath.net